



SBL FASHION ACADEMY PROSPECTUS

SBL
• FASHION ACADEMY •

TABLE OF CONTENT

Pages

1	WARM MESSAGE FROM THE CREATIVE DIRECTOR	3
2	SBLFA MISSION, VISION AND CORE VALUES	4
3	WHY CHOOSE SBL FASHION ACADEMY	6
4	COURSES OFFERED	8
5	ENROLLMENT PROCEDURE	29
6	ELIGIBILITY PREQUISITES	32
7	ACADEMY SCHEDULE	33
8	FEES AND PAYMENT TERMS	34
9	HOSTEL ACCOMODATION	37
10	FREQUENTLY ASKED QUESTIONS	38
11	CONTACT US	39

WARM MESSAGE FROM THE CD

Welcome to SBL Fashion Academy! I am truly excited to have you here. SBLFA is more than just a school, we a community where we celebrate creativity and passion for fashion. We believe that everyone has a unique story to tell, and fashion is one of the most beautiful ways to express that.

At SBLFA, you'll find a supportive environment filled with fellow dreamers and talented instructors who genuinely care about your growth.

Whether you're just starting your journey or looking to refine your skills, we are here to guide you every step of the way.

Let's embark on this amazing journey together! I can't wait to see what you will accomplish at SBL Fashion Academy! Welcome aboard!

Warm Regards,
Ogunniyi Omolayo,
Founder,
SBL Fashion Academy.

MISSION AND VISION

Our Mission

At SBL Fashion Academy, we are all about helping you discover your unique fashion identity. Whether you're just stepping into the fashion world or ready to elevate your skills, we're here to support you. Our mission is to cultivate a vibrant and inclusive environment where creativity flourishes, allowing you to learn, experiment, and express yourself confidently in the ever-evolving fashion landscape.

Our Vision

We envision SBL Fashion Academy as the leading hub for fashion enthusiasts, bridging the gap between aspiring designers and industry professionals. Our vision is to blend timeless techniques with contemporary trends, empowering our students to become innovative leaders in fashion. We aim to inspire a culture of sustainability and creativity, where every designer contributes positively to the fashion community and beyond.



OUR CORE VALUES

CREATIVITY

We're all about celebrating your unique ideas and artistic flair! At SBL Fashion Academy, we encourage you to push boundaries and think outside the box. Whether you're sketching your first designs or experimenting with fabrics, we want you to feel free to express yourself and explore new concepts. We believe that creativity is the heart of fashion, and we're here to nurture that spark in every student.

EXCELLENCE

We know that the fashion industry can be tough, so we're dedicated to providing you with the best education possible. Our experienced faculty brings real-world insights and high standards to the classroom, ensuring that you gain the skills and knowledge you need to thrive. We're passionate about helping you develop not just as a designer but as a professional ready to tackle the challenges of the industry with confidence and competence.

PASSION DRIVEN

We believe that passion leads to innovation. When students are excited about learning and creating, they're more likely to take risks, explore new ideas, and push boundaries. This value emphasizes the importance of finding what you love and making it the center of your journey in fashion. In a passion-driven environment, students are not just learning skills; they're building a fulfilling career that reflects their true selves.

WHY CHOOSE SBL FASHION ACADEMY

You Will Gain Hands On Experience

At SBLFA, you'll dive right into practical projects that simulate real-world fashion challenges. This hands-on approach allows you to apply theoretical knowledge, enhancing your skills in design, sewing, and pattern-making. You'll leave with a portfolio that showcases your work, which is essential for future job opportunities.

You will have Access to Expert Instructors

Our instructors are not just teachers, they are industry professionals with years of experience. They bring valuable insights from the fashion world, sharing tips and tricks that you won't find in textbooks. Their mentorship can guide you through your learning journey, helping you to navigate the complexities of the fashion industry.

Creative Community

SBLFA fosters a vibrant and inclusive community of aspiring designers. You'll connect with like-minded individuals who share your passion for fashion. This collaborative environment encourages creativity and innovation, allowing you to exchange ideas, receive constructive feedback, and build lasting friendships.

WHY CHOOSE SBL FASHION ACADEMY

Personalized Guidance

We understand that each student has unique goals and learning styles. That's why we offer personalized mentorship and feedback tailored to your individual needs. Whether you need help refining your designs or mastering specific techniques, our instructors are here to support your growth and help you reach your full potential.

Opportunities

SBLFA prioritizes your future in the fashion industry. We provide access to industry insights, internships opportunities and job placement services that connects you with potential employers and employees. Our strong industry ties means you'll have opportunities to meet professionals and showcase your work, giving you a head start in launching your fashion career.

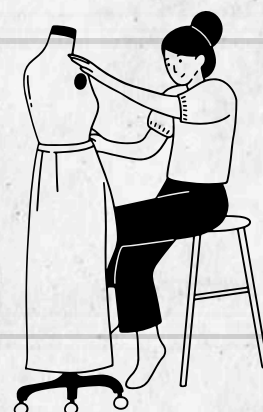
COURSES WE OFFER

Beginner Level Course

This class is perfect for fashion enthusiasts with no pattern drafting experience. If you're new to fashion design, this is your ideal starting point.

FEE: N550,000

DURATION: 3 MONTHS



NOTE TO PROSPECTIVE BEGINNER STUDENTS

Requirements:

- 1. Do assignments for every topic taught in class.**
- 2. Create 2 outfits for final project**
- 3 Your Project will be assessed after submission.**

**CERTIFICATE WILL NOT BE ISSUED IF THE PROJECT IS NOT DONE AND
SUBMITTED BEFORE GRADUATION**

BEGINNER COURSE SYLLABUS

IFD101

INTRODUCTION TO FASHION DESIGN

- FASHION HISTORY AND STYLE EVOLUTION
- FASHION DESIGN IN AFRICA
- UNDERSTANDING FASHION TERMINOLOGIES
- CATEGORIES OF FASHION DESIGN
- TOOLS USED IN FASHION DESIGNING

CFT101

COLOUR AND FABRIC THEORY

- FASHION HISTORY AND STYLE EVOLUTION
- FASHION DESIGN IN AFRICA
- UNDERSTANDING FASHION TERMINOLOGIES
- CATEGORIES OF FASHION DESIGN
- TOOLS USED IN FASHION DESIGNING

IMT101

INTRODUCTION TO MEASURING TECHNIQUES

- HOW TO READ A TAPE
- HOW TO MEASURE THE SBL WAY
- KNOWING DIFFERENT BODY TYPES
- SBL STANDARD SIZING TECHNIQUE

IST101

INTRODUCTION TO SEWING TECHNIQUES

- INTRODUCTION TO SEWING MACHINES (MANUAL & INDUSTRIAL)
- HOW TO USE THE WEAVING MACHINE
- PARTS OF SEWING MACHINE AND THEIR FUNCTIONS
- THREADING
- STITCH SELECTION
- MACHINE MAINTENANCE AND TROUBLESHOOTING COMMON SEWING MACHINE ISSUES

MST101

MASTERING STITCHES TECHNIQUES

- STRAIGHT STITCH, CIRCULAR STITCH, ZIGZAG STITCH.
- STITCHES ON DIFFERENT TYPES OF FABRICS
- HAND-SEWING TECHNIQUES FOR COUTURE FINISHING
- TYPES OF HAND SEWING

MSC101

MARKET SURVEY CLASS

- PATTERN TERMS & CONSTRUCTION BASICS
- CONSTRUCTING A BASIC BODICE PATTERN
- PATTERN TRANSFER FROM PAPER TO CALICO
- BASIC DART MANIPULATION
- BODICE FACING

IPD101

INTRODUCTION TO PATTERN DRAFTING

- PATTERN TERMS & CONSTRUCTION BASICS
- CONSTRUCTING A BASIC BODICE PATTERN
- PATTERN TRANSFER FROM PAPER TO CALICO
- BASIC DART MANIPULATION
- BODICE FACING

ITN101

INTRODUCTION TO NECKLINE

- BASIC ROUND NECK
- JEWEL NECKLINE
- BOAT/ CANOE NECKLINE
- V NECKLINE
- SWEETHEART NECKLINE
- QUEEN ANNE NECKLINE
- ILLUSION NECKLINE

ISM101

INTRODUCTION TO SKIRT MAKING

- BASIC SKIRT PATTERN
- PENCIL SKIRT
- GATHERED SKIRT
- A LINE SKIRT
- MERMAID SKIRT
- KISSING PLEAT
- FLARE SKIRT
- FIXING ZIPS AND BANDS ON SKIRTS
- TYPES OF FLARE, FLOUNCE, FRILLS, GATHERS, PLEATS

ITM101

INTRODUCTION TO TROUSER MAKING

- BASIC TROUSERS PATTERN
- STRAIGHT PANTS
- PALAZZO OR WIDE LEG PANTS
- BOOTCUT PANTS

ISP101

INTRODUCTION TO SLEEVE PATTERN

- BASIC SLEEVE PATTERN
- CAP SLEEVE
- PUFFY SLEEVE
- LONG SLEEVE
- FREEHAND SLEEVE
- ATTACHING SLEEVES TO BODICE

ITN101

INTRODUCTION TO NECKLINE

- BASIC ROUND NECK
- JEWEL NECKLINE
- BOAT/ CANOE NECKLINE
- V NECKLINE
- SWEETHEART NECKLINE
- QUEEN ANNE NECKLINE
- ILLUSION NECKLINE

ISM101

INTRODUCTION TO DRESS MAKING

- HOW TO MAKE A DRESS WITHOUT HALF LENGTH JOINING.
- SHIFT AND WRAP DRESS MAKING
- FITTED DRESS WITH FLARE OR FRILLS
- BASIC STITCHES AND SEAM FINISHING TECHNIQUES

FDM101

FREEHAND DRESSMAKING

- HOW TO MAKE A BOUBOU
- HOW TO MAKE KIMONO AND DIFFERENT TYPES
- BUTTERFLY DRESS
- MAXI DRESSES

IKW101

INTRODUCTION TO KIDS WEAR

- UNDERSTANDING KIDSWEAR
- FABRIC SELECTION
- TAKING MEASUREMENTS AND STANDARD MEASUREMENTS FOR KIDS

BPC101

BUSTIER PATTERN AND CONSTRUCTION

- INTRODUCTION TO BUSTIERS
- ESSENTIAL TOOLS AND MATERIALS NEEDED TO CREATE BUSTIER OUTFITS
- TYPES OF BUSTIERS: STRAPLESS, OVERBUST, UNDERBUST ETC
- DRAFTING THE BASIC BUSTIER PATTERN AND PATTERN ALTERATIONS
- BONING TECHNIQUES
- FITTING AND ADJUSTMENTS
- FINISHING TOUCHES: ADDING CLOSURES, AND FINISHING DETAILS

IMC101

BONUS CLASS 1: INTRODUCTION TO MOBILE CONTENT CREATION

- HOW TO MAKE A DRESS WITHOUT HALF LENGTH JOINING.
- SHIFT AND WRAP DRESS MAKING
- FITTED DRESS WITH FLARE OR FRILLS
- BASIC STITCHES AND SEAM FINISHING TECHNIQUES

BF101

BONUS CLASS 2: INTRODUCTION TO BUSINESS OF FASHION

- PRICING AND COSTING BASICS
- UNDERSTANDING CUSTOMER SERVICE IN FASHION
- BRANDING YOUR FASHION BUSINESS

WRITTEN EXAM

PRATICAL EXAM-FINAL PROJECT

GRADUATION AND AWARD CEREMONY

INTERMEDIATE LEVEL COURSE

This course is tailored for fashion enthusiasts who have a basic understanding of pattern drafting and are ready to explore more advanced techniques.

FEE: N650,000


DURATION: 3 MONTHS

NOTE TO PROSPECTIVE INTERMEDIATE STUDENTS

Requirements:

- 1. Do assignments for every topic taught in class.**
- 2. Create 2 outfits for the final project- A themed avant-garde costume piece and a traditional inspired outfit (repping your hometown)**
- 3. Your Project will be assessed after submission.**

CERTIFICATE WILL NOT BE ISSUED IF THE PROJECT IS NOT DONE AND SUBMITTED BEFORE GRADUATION



Intermediate Course Syllabus

SMT201

SBL MEASURING TECHNIQUES SMT201

- HOW TO READ A TAPE
- HOW TO MEASURE THE SBL WAY.
- KNOWING DIFFERENT BODY TYPES
- SBL STANDARD SIZING TECHNIQUE

RBB201

REVIEW ON BASIC BODICE

BPM201

BUSTIER PATTERN MASTERY

- INTRODUCTION TO BUSTIER
- CREATING THE SBL BUSTIER PATTERN
- BUSTIER AND CONTOURING TECHNIQUES
- BONING TECHNIQUES
- FITTING AND ADJUSTMENTS
- FINISHING TOUCHES: ADDING CLOSURES, AND FINISHING DETAILS

NCM201

NECKLINE CONSTRUCTION MASTERY

- COWL NECKLINE
- QUEEN ANNE NECKLINE
- HALTER
- MONOSTRAP NECKLINE
- ILLUSION NECKLINE

ISM201

INTRODUCTION TO SKIRT MAKING

- BASIC SKIRT PATTERN
- C DESIGN SKIRT
- A LINE SKIRT
- GODET SKIRT
- FIXING ZIPS AND BANDS ON SKIRTS

ITM201

INTRODUCTION TO TROUSER MAKING ITM201

- BASIC TROUSERS PATTERN
- STRAIGHT PANTS
- PALAZZO OR WIDE LEG PANTS
- BOOTCUT PANTS
- FIXING BAND AND ZIPPER ON A TROUSER

ISP201

INTRODUCTION TO SLEEVE PATTERN

- BASIC SLEEVE PATTERN
- LANTERN SLEEVE
- PETAL SLEEVE
- STRUCTURED SLEEVE
- FREEHAND SLEEVE
- ATTACHING SLEEVES TO BODICE

SMT201

STREETWEAR MAKING TECHNIQUES SMT201

- HOW TO MAKE STREETWEAR ESSENTIALS- HOODIES, TEE SHIRTS, JOGGERS.

ADM201

THE ART OF DRESS MAKING

- BLOUSE MAKING AND DIFFERENT BLOUSE LINE
- MAKING FITTED DRESSES (MERMAID, TRUMPET, PEPLUM)

BET201

BODY ENHANCEMENT TECHNIQUES

- WAIST CINCHING
- HIP PADDING
- BUST CAGING
- SHOULDER PADDING

IDT201

INTRODUCTION TO DRAPING TECHNIQUES

- DRAPING TECHNIQUES FOR STRUCTURED LOOKS
- SLASH AND SPREAD TECHNIQUE

IFI201

INTRODUCTION TO FASHION ILLUSTRATION

- SKETCHING A BASIC CROQUIS
- STYLE DEVELOPMENT AND TECHNIQUES
- CREATING REALISTIC TEXTURES
- FINDING INSPIRATION FROM DIFFERENT SOURCES
- FASHION ILLUSTRATION PROJECT

CM201

INTRODUCTION TO CORSET MAKING

- CUP CORSET
- VICTORIAN CORSET
- SKIN ILLUSION EFFECT

BET201

MASTERING EMBELLISHMENT TECHNIQUES MET201

- APPLIQUÉ AND PANEL PLACEMENT
- IDENTIFYING DIFFERENT TYPES OF BEADS
- HANDBEADING
- CREATING 3D AND WIREWORK DESIGNS

MCC201

BONUS CLASS 1: MOBILE CONTENT CREATION CLASS

- IMPORTANCE OF CREATING QUALITY CONTENT
- IMPORTANCE OF GREAT LIGHTENING FOR CONTENT CREATION
- TYPES OF LIGHT TO INVEST IN
- APPS TO DOWNLOAD FOR EDITING AND HOW TO USE THEM.
- IMPORTANT APPS YOU MUST HAVE TO BUILD YOUR FASHION BRAND.
- COMPULSORY CREATION ASSIGNMENTS WITH GUIDELINES
- STUDENTS MUST HAVE AN IPHONE FOR THIS CLASS.

WRITTEN EXAM

PRATICAL EXAM-FINAL PROJECT

GRADUATION AND AWARD CEREMONY

ADVANCED LEVEL COURSE

This course is designed for individuals with a strong understanding of beginner and intermediate pattern drafting and garment construction. If you don't have a solid foundation in these areas, we recommend starting with from beginner or intermediate class.

FEE: N750,000

DURATION: 3 MONTHS



NOTE TO PROSPECTIVE ADVANCED STUDENTS

Requirements:

- 1. An IPAD OR A TAB IS REQUIRED** for this class for the purpose of digital illustration.
- 2. You will be required to create 3 luxury designs**
A wedding dress, a traditional dress and a reception/after party dress.
- 3. Project will be assessed after submission.**

**CERTIFICATE WILL NOT BE ISSUED IF THE PROJECT IS NOT DONE AND
SUBMITTED BEFORE GRADUATION**

Advanced Course Syllabus

SMT301

SBL MEASURING TECHNIQUES

- HOW TO READ A TAPE
- HOW TO TAKE MEASUREMENTS THE SBL WAY.
- KNOWING DIFFERENT BODY TYPES
- SBL STANDARD SIZING TECHNIQUE

RBB301

REVIEW ON BASIC BODICE

SBP301


SBL BUSTIER PATTERN

- ADVANCED BUSTIER BLOUSE AND DIFFERENT HEMLINE DESIGN
- BASQUE EFFECT
- MANIPULATING A BUSTIER PATTERN INTO A CORSET PATTERN

ACM301

ADVANCED CORSET MAKING

- CUPPED CORSETS (2 WAY AND 3 WAY CUPPED CORSET)
- VICTORIAN CORSET
- OVERBUST AND DOUBLE BREASTED CORSET
- INNER CORSET
- DETACHABLE CORSET



AST301

ADVANCED SILHOUETTES TYPES

- A-LINE SILHOUETTE
- C DESIGN MERMAID SILHOUETTE
- TRUMPET SILHOUETTE
- ASYMMETRICAL SILHOUETTE
- CASCADE SILHOUETTE
- HOW TO CREATE A PETTICOAT
- BALL GOWN SILHOUETTE

BCE301

BODY CONTOURING AND ENHANCEMENT

- WAIST CINCHING
- HIP PADDING ILLUSION
- BUST CAGING
- SHOULDER PAD TECHNIQUE

ANM301

ADVANCED NECKLINE MASTERY

- SWEETHEART NECKLINE AND DIFFERENT DESIGNS
- QUEEN ANNE NECKLINE
- ILLUSION NECKLINE
- KEYHOLE NECKLINE
- SABRINA/BATEAU NECKLINE
- OFF-THE-SHOULDER
- ASYMMETRICAL NECKLINE

SMI301

SKIN MESH ILLUSION

- FINDING THE RIGHT SKIN MESH FOR DIFFERENT SKIN TYPES
- HOW TO RECOGNIZE ORIGINAL MESH AND WHERE TO BUY THEM
- NUDE ILLUSION FOR FULL DRESS AND LUXURY FABRIC PLACEMENT

ASM301

ADVANCED SLEEVE MASTERY

- LEG OF MUTTON SLEEVE
- LANTERN SLEEVE
- FLUTTER
- BISHOP
- TULIP
- TIERED ETC
- MESH SLEEVE

SCT301

STUCTURE CREATION TECHNIQUES

- DIFFERENT TYPES OF STRUCTURES AND HOW TO CREATE THEM
- STRUCTURED SLEEVE AND TYPES
- STRUCTURED SILHOUETTE
- SPIRAL CREATION

ADT301

JACKET AND TROUSER CONSTRUCTION

- BASIC JACKET PATTERN
- PANT MASTERCLASS

ADT301

ADVANCED DRAPING TECHNIQUE

- ASYMMETRIC DRAPING TECHNIQUE
- TULLE AND FABRIC DRAPING
- SLASH AND SPREAD TECHNIQUE
- 100% AND 50% CONTOURING TECHNIQUES
- FABRIC MANIPULATION



BTV301

BRIDAL TRAIN AND VEIL

- BRIDAL VEIL AND TYPES
- CLEAN EDGE CUTTING
- BINDING
- LACE PLACEMENT ON VEIL
- DETACHEABLE TRAIN
- BRIDAL ROBE MAKING

LDC301

LUXURY DRESS CREATION AND CLOSURE TYPES

- FABRIC LAYERING
- PANEL PLACEMENT
- ZIPPER WITH LACE CLOSURE
- TYPES OF LACE UP CLOSURE
- LACE UP, ZIP AND BUTTON CLOSURE

MLE301

MASTERING LUXURY EMBELLISHMENTS

- RECOGNIZING THE RIGHT BEADS TO USE
- FABRIC PLACEMENT TECHNIQUE
- BEADING ON VEIL EDGE
- 3D EMBELLISHMENT AND WIRE WORKS
- TAMBOUR BEADING
- FABRIC PAINTING

AFI301

ADVANCED FASHION ILLUSTRATION

- DIGITAL FASHION ILLUSTRATION (MUST HAVE A TAB OR AN IPAD TO ATTEND THIS CLASS)

BF301

THE BUSINESS OF FASHION: MASTERING SKILLS FOR A COMPETITIVE WORLD!

- BRAND STRATEGY AND MARKETING.
- IMPORTANT STRUCTURES TO PUT IN PLACE. (THE SBL STRUCTURE)
- PRICING AND COSTING FOR LUXURY FASHION
- INTERACTIVE CLASS USING SBL AS A CASE STUDY.
- CONTENT CREATION PRACTICALS

BONUS CLASS

- SPECIAL LECTURES FROM TOP DESIGNERS, BRAND OWNERS.
- PORTFOLIO DEVELOPMENT – EACH STUDENT LEAVES WITH A WELL-CURATED PORTFOLIO FOR BRAND POSITIONING.

WRITTEN EXAM

PRATICAL EXAM–FINAL PROJECT

GRADUATION AND AWARD CEREMONY

WEEKEND COURSE

This course is ideal for enthusiasts who may have busy weekday schedules but still want to upgrade their skills. The weekend classes also combines intermediate and advanced levels.



FEE: N650,000

DURATION: 4 MONTHS

NOTE TO PROSPECTIVE WEEKEND STUDENTS

Requirements:

- 1. You will be required to do assignments for every topic thought in class.**
- 2. At the end of the course, students will be required to create 2 outfits for the final project- A themed avant-garde costume piece and a traditional inspired outfit (repping your hometown)**
- 3. Project will be assessed after submission.**

CERTIFICATE WILL NOT BE ISSUED IF THE PROJECT IS NOT DONE AND SUBMITTED BEFORE GRADUATION

WEEKEND COURSE



SBL MEASURING TECHNIQUES

BUSTIER PATTERN DRAFTING

NECKLINE CONSTRUCTION AND TYPES

INTRODUCTION TO SKIRT PATTERN

TROUSER MAKING

DRESS MAKING AND TYPES

TYPES OF BODY ENHANCEMENT

THE ART OF DRAPING

MANUAL FASHION ILLUSTRATION

THE ART OF CORSETRY



EMBELLISHMENT TECHNIQUES

BONUS CLASS: BUSINESS
OF FASHION & CONTENT
CREATION CLASS

CERTIFICATE PRESENTATION

04

SHORT COURSES WE OFFER

SBL CORSETRY MASTERCLASS

WHAT YOU WILL LEARN:

- SBL Measurement Techniques
- SBL Corset Pattern
- Waist Cinching Methods
- Cupped Corsets (2-Way & 3-Way)
- Victorian Corset Construction
- Overbust & Double-Breasted Corsets
- Illusion Corset Techniques
- Perfect Finishing Artistry
- Perfect yoke placement
- Corset closure types

PRICE: N550,000

DURATION: 10 days

Note: This class is designed for individuals who already have experience in corset making and currently run a business in this field. It's perfect for those looking to advance their knowledge and skills in corset making. A certificate will be awarded at the end of the class.

A CERTIFICATE WILL BE AWARDED AT THE END OF THE CLASS.

SHORT COURSES WE OFFER

MASTERING THE BUSINESS OF FASHION

WHAT YOU WILL LEARN:

- How to confidently charge your worth
- Costing Mastery
- Strategic Branding & Marketing
- Essential Operational Structures to run a successful fashion brand
- Client Management
- Digital Tools you need to run a successful fashion brand
- How to collaborate effectively with the right influencers

PRICE: N1,200,000

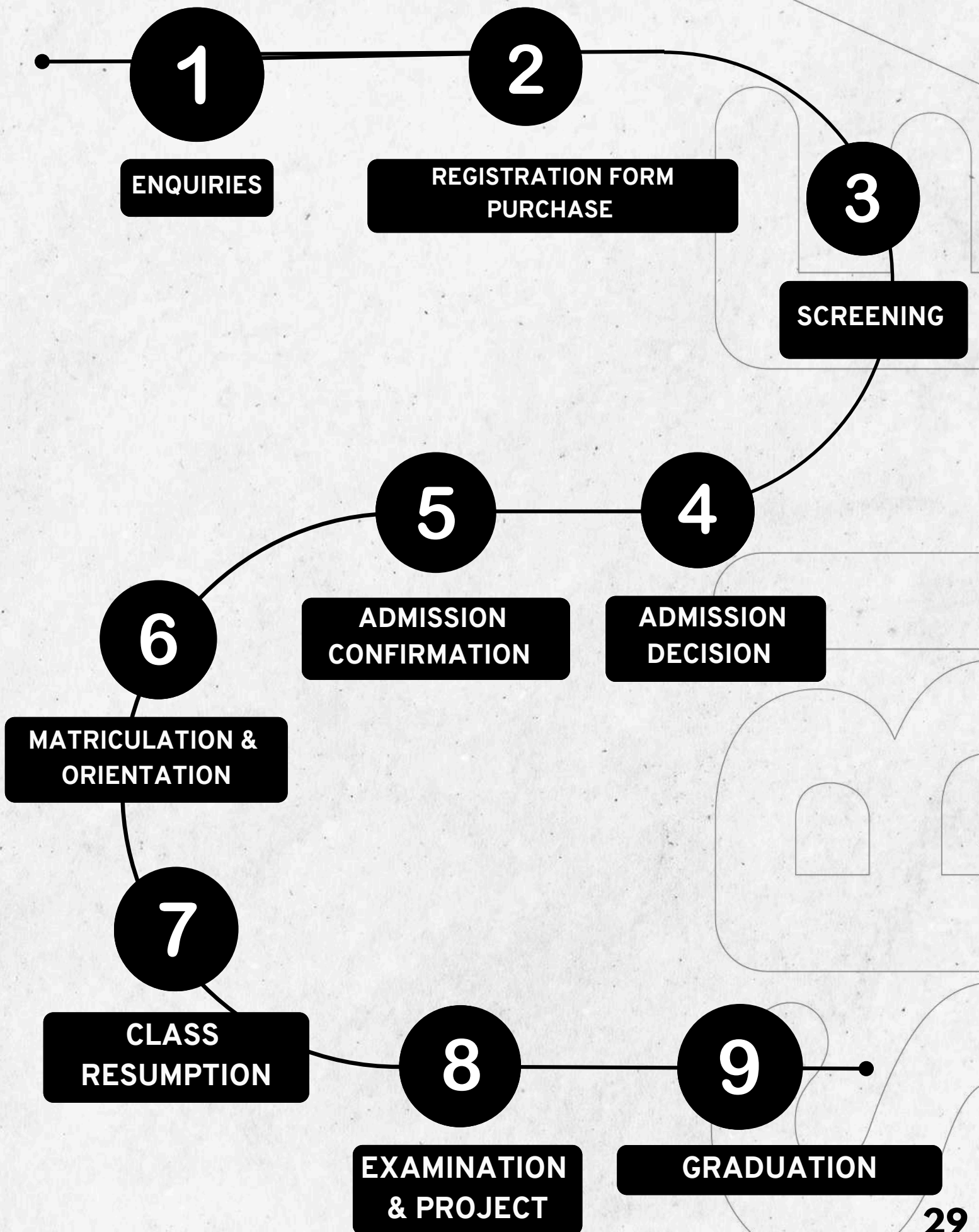
DURATION: 5 DAYS

Who Should Attend:

This course is designed for fashion entrepreneurs who are already running a business but seek greater clarity in the business aspects. If you're aiming to operate your fashion business more successfully and achieve a deeper understanding of the industry, this is for you!

A CERTIFICATE WILL BE AWARDED AT THE END OF THE CLASS.

ENROLLMENT PROCEDURE



ENROLLMENT PROCEDURE

Enquiries

Prospective SBLFA students must gather information about available programs, admission requirements, and school policies.

Registration form purchase

Interested candidates can obtain the application form either online or directly from the school. To register, visit the school and pay a registration fee of N15,000 (non-refundable), or send us a message indicating you'd like to register.

SCREENING

Applicants submit their completed application forms along with required documents and images of previous done jobs, which are then reviewed to ensure eligibility.

ADMISSION DECISION

The school evaluates applications based on qualifications, previous experiences, interview performance, and the pictures/ videos provided of previous jobs done to ensure they are qualified for the class they are registering for.

ADMISSION CONFIRMATION:

Successful candidates confirm their acceptance by paying the necessary fees to secure their spot. An acceptance letter will be sent with your matriculation number

ENROLLMENT PROCEDURE

MATRICULATION & ORIENTATION

New students attend an orientation program to familiarize themselves with school policies, resources, and expectations.

CLASS RESUMPTION:

Regular classes commence, and students begin their academic coursework.

MID SEMESTER PROJECT

Students undertake a project midway through the semester to demonstrate their understanding and application of course material.

EXAMINATION & PROJECT

As part of their studies, students undertake a written exams and a practical exam (project) to demonstrate their understanding and application of the course material, contingent on passing all other requirements.

GRADUATION AND AWARDS

The culmination of academic achievements will celebrated with graduation ceremonies, where outstanding students will also receive awards.

ELIGIBILITY PREREQUISITES

Age

Participants must be at least 16 years old.

Educational Background

A minimum of a high school diploma or equivalent is required. Prior experience in sewing or fashion design is a plus but not mandatory.

Financial Requirements

Students are required to save enough for class practicals, assignments and projects, as a lot of sewing will be done throughout the course. This includes purchasing different types of fabrics etc

Full Availability

Students must be available to attend all scheduled classes and seminars. This includes some other days and some evenings, as the course is intensive and hands-on.

Application Materials

Applicants must submit a completed application form alongside a portfolio showcasing any previous sewing or design work is highly recommended.

Sewing Machine

Students are advised to get their personal sewing machine to work with at home. This ensures they can practice and complete assignments outside of class hours.

ACADEMY SCHEDULE

WE HAVE THREE MAIN BATCHES ON A YEARLY BASIS.

BATCH A

January to April

BATCH B

May to August

BATCH C

September to December

THE EXACT DATES FOR EACH BATCH WILL BE COMMUNICATED AND ANNOUNCED PUBLICLY.

BEGINNERS CLASS

MONDAYS, WEDNESDAY AND FRIDAYS

10:00am to 4:00pm

INTERMEDIATE CLASS

MONDAYS, WEDNESDAY AND FRIDAYS

10:00am to 4:00pm

ADVANCED CLASS

MONDAYS, WEDNESDAY AND FRIDAYS

TIME- 10:00am to 4:00pm

WEEKEND COURSE

Duration: 4 months on weekends

9:00am- 5.30pm

FEES AND PAYMENT TERMS

REGISTRATION FEE; N15,000- COMPULSORY AND NON-DEDUCTIBLE

BEGINNERS

Acceptance fee N100,000

Tution Fee N350,000

Graduation fee N100,000

Tshirt, ID card &
Starter kit Complimentary

Total N550,000

INTERMEDIATE

Acceptance fee N100,000

Tution Fee N450,000

Graduation fee N100,000

Tshirt, ID card &
Starter kit Complimentary

Total N650,000

ADVANCED

Acceptance fee N100,000

Tution Fee N550,000

Graduation fee N100,000

Tshirt, ID card &
Starter kit Complimentary

Total N750,000

OTHER PACKAGES

BEGINNERS AND INTERMEDIATE

Duration- 6 months

Fee-N950,000

INTERMEDIATE AND ADVANCED

Duration: 6 months

Price: N1,100,000

BEGINNERS, INTERMEDIATE AND ADVANCED

Duration: 9 months

Price: N1,550,000m

PAYMENT TERMS

You are required to make full payment.
All fees must be paid in full before resumption.
It is strictly on a first come, first serve basis as we have only 15 SEATS per class (Beginners, Intermediate & Advanced).

A payment link will be provided on the website but alternatively, you can make payment using the details below:

Account Name - SBL FASHION PLACE NG
PROVIDUS BANK - 4207153439
OPTIMUS BANK - 1000168822

Kindly send payment receipt via WhatsApp once payment is made.
For further enquiries, call or send a WhatsApp message to 08130701221.

HOSTEL ACCOMMODATION (OPTIONAL)

SBLFA provides a welcoming hostel for students seeking accommodation during their training. If transportation and accommodation are your concerns, you can be rest assured!

Our hostel is available for all students to reserve on a first-come, first-served basis.



Hostel Fee: N270,000

3 MONTHS

What You'll Find in Your Room:

- Bunk bed with mattress and pillow
- Personal closet for your belongings
- Access to a shared gas cooker for meals
- You will have access to the academy machine for assignments

What to Bring:

- Your toiletries
- Cooking essentials (pots, plates, spoons)
- Blankets

Have questions or want to book?

Send a message to us on WhatsApp to indicate your interest.

Frequently Asked Questions

QUESTION 01

Can I schedule a visit to see the academy before enrolling?

Visits are welcome on Mondays, Wednesdays, and Fridays between 10 AM and 5 PM. Please book an appointment via WhatsApp.

QUESTION 02

Where is the academy located?

28B, Adeola Street, Medina Estate, Gbagada, Lagos.

QUESTION 03

Do you accept international students?

Yes, we do! International students are responsible for their visa applications, but we are happy to assist where possible.

QUESTION 04

How long do the courses last?

We offer a full 3-month course, as well as short courses ranging from 5-10 days, depending on the specific course.

QUESTION 05

Are the hostel accommodations shared?

Yes, they are.

QUESTION 06

Who is responsible for providing fabric and materials during the course of training?

SBLFA provides a complimentary starter kit, however, students are responsible for supplying their own fabrics and accessories for assignments, class practicals, and projects.

HOW TO CONTACT US


For more enquiries or assistance, kindly reach out using any of the medium stated below:

 +234 813 070 1221

 Sblfashionacademy@gmail.com

 @sblfashionacademy

 @sblfashionacademy

 28B Adeola street, Medina
Estate, Gbagada,
Lagos.
Nigeria.

