



SBLFA
Est. 2022

SBL FASHION ACADEMY PROSPECTUS

SBLFA
Est. 2022

TABLE OF CONTENT

Page

S

3

1

WARM MESSAGE FROM THE
FOUNDER

2

SBLFA MISSION, VISION AND
CORE VALUES

3

WHY CHOOSE SBL FASHION
ACADEMY

4

COURSES OFFERED

5

ENROLLMENT PROCEDURE

6

ELIGIBILITY PREQUISITES

7

ACADEMY SCHEDULE

8

FEES AND PAYMENT TERMS

9

HOSTEL ACCOMODATION

10

FREQUENTLY ASKED
QUESTIONS

11

CONTACT US

4

6

8

29

32

33

34

37

38

39

2



WARM MESSAGE FROM THE FOUNDER


Welcome to SBL Fashion Academy! I am truly excited to have you here. SBLFA is more than just a school, we a community where we celebrate creativity and passion for fashion. We believe that everyone has a unique story to tell, and fashion is one of the most beautiful ways to express that.

At SBLFA, you'll find a supportive environment filled with fellow dreamers and talented instructors who genuinely care about your growth.

Whether you're just starting your journey or looking to refine your skills, we are here to guide you every step of the way.

Let's embark on this amazing journey together! I can't wait to see what you will accomplish at SBL Fashion Academy! Welcome aboard!

Warm Regards,
Ogunniyi Omolayo,
Founder,
SBL Fashion Academy.



MISSION AND VISION

Our Mission

A nurturing space where aspiring fashion creatives are guided with expertise, elevated by excellence, and connected through a vibrant, supportive community.

Our Vision

The leading hub for fashion enthusiasts, bridging the gap between aspiring designers and industry professionals. We blend timeless techniques with contemporary trends, empowering our students to become innovative leaders in fashion. We aim to inspire a culture of sustainability and creativity, where every designer contributes positively to the fashion community and beyond.

Dream Until,
your
Dream Comes True

OUR CORE VALUES

CREATIVITY

We're all about celebrating your unique ideas and artistic flair! At SBL Fashion Academy, we encourage you to push boundaries and think outside the box. Whether you're sketching your first designs or experimenting with fabrics, we want you to feel free to express yourself and explore new concepts. We believe that creativity is the heart of fashion, and we're here to nurture that spark in every student.

EXCELLENCE

We know that the fashion industry can be tough, so we're dedicated to providing you with the best education possible. Our experienced faculty brings real-world insights and high standards to the classroom, ensuring that you gain the skills and knowledge you need to thrive. We're passionate about helping you develop not just as a designer but as a professional ready to tackle the challenges of the industry with confidence and competence.

PASSION DRIVEN

We believe that passion leads to innovation. When students are excited about learning and creating, they're more likely to take risks, explore new ideas, and push boundaries. This value emphasizes the importance of finding what you love and making it the center of your journey in fashion. In a passion-driven environment, students are not just learning skills; they're building a fulfilling career that reflects their true selves.

WHY CHOOSE SBL FASHION ACADEMY

You Will Gain Hands On Experience

At SBLFA, you'll dive right into practical projects that simulate real-world fashion challenges. This hands-on approach allows you to apply theoretical knowledge, enhancing your skills in design, sewing, and pattern-making. You'll leave with a portfolio that showcases your work, which is essential for future job opportunities.

You will have Access to Expert Instructors

Our instructors are not just teachers, they are industry professionals with years of experience. They bring valuable insights from the fashion world, sharing tips and tricks that you won't find in textbooks. Their mentorship can guide you through your learning journey, helping you to navigate the complexities of the fashion industry.

Creative Community

SBLFA fosters a vibrant and inclusive community of aspiring designers. You'll connect with like-minded individuals who share your passion for fashion. This collaborative environment encourages creativity and innovation, allowing you to exchange ideas, receive constructive feedback, and build lasting friendships.

WHY CHOOSE SBL FASHION ACADEMY

Personalized Guidance

We understand that each student has unique goals and learning styles. That's why we offer personalized mentorship and feedback tailored to your individual needs. Whether you need help refining your designs or mastering specific techniques, our instructors are here to support your growth and help you reach your full potential.

Opportunities

SBLFA prioritizes your future in the fashion industry. We provide access to industry insights, internships opportunities and job placement services that connects you with potential employers and employees. Our strong industry ties means you'll have opportunities to meet professionals and showcase your work, giving you a head start in launching your fashion career.

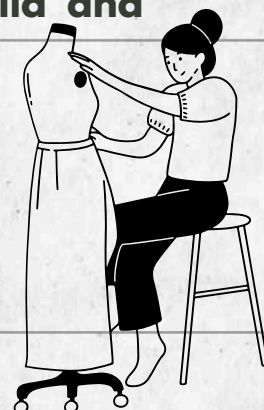
COURSES WE OFFER

Beginner to Intermediate Level Course

This course is for aspiring fashion designers who want to build a strong foundation and grow with confidence. It is suitable for individuals with no prior pattern drafting experience as well as those with a basic understanding who are ready to build and refine their pattern drafting skills.

FEE: N650,000

DURATION: 4 MONTHS



NOTE TO PROSPECTIVE BEGINNER STUDENTS

Requirements:

- 1. Do assignments for every topic taught in class.**
- 2. Create 3 outfits for final project**
- 3 Your Project will be assessed after submission.**

BEGINNER TO INTERMEDIATE COURSE SYLLABUS

IFD101

INTRODUCTION TO FASHION DESIGN

- Fashion History and Style Evolution
- History of Fashion in Africa
- Understanding Fashion Terminologies
- Categories of Fashion Design
- Tools Used in Fashion Design

MST101

MASTERING STICTCHES TECHNIQUES

- Hemming
- Basting
- Hand stitches

ISM101

INTRODUCTION TO SEWING MACHINES

- Parts of the sewing machine and basic maintenance
- How to press the machine pedal
- Threading the sewing machine
- How to run stitches
- How to use a weaving machine

CFT101

COLOR AND FABRIC THEORY

- Introduction to Colour Theory
- The Colour Wheel and Colour Harmony
- Colour Psychology in Fashion
- Types of Fabrics
- Fabric Properties and Uses
- Colour and Fabric Coordination

IMT101

INTRODUCTION TO MEASURING TECHNIQUES

- How to read a measuring tape
- How to take measurements the SBL way
- Understanding different body types

MSC101

MARKET SURVEY CLASS

IPD101

INTRODUCTION TO PATTERN DRAFTING

- Introduction to pattern terminology
- Constructing a basic block bodice
- Transferring patterns from paper to calico
- Joining pattern pieces
- Drafting, transferring, and sewing a shaped bodice pattern

QCF101

QUALITY CONTROL IN FASHION DESIGNING

- Significance of quality control in fashion production
- Fabric inspection and material evaluation
- Assessment of seams, stitching, and garment finishes
- Verification of fit and sizing standards
- Color consistency and matching techniques
- Inspection of trims, fastenings, and accessories
- Garment durability and performance testing
- Identification and correction of defects
- Final quality assessment before delivery

IND101

INTRODUCTION TO NECKLINE AND DARTS

Necklines:

- Scoop neckline
- Square neckline
- Cowl neckline
- V neckline
- U neckline
- Boat neckline
- Plunging neckline
- Florentine neckline

Darts:

- Bust dart
- Underarm dart
- Shoulder dart
- Neckline dart
- Waist dart

ISP101

INTRODUCTION TO SLEEVE PATTERN

- Basic sleeve pattern
- Shaped sleeve
- Cap sleeve
- Balloon sleeve
- Puff sleeve
- Baby sleeve
- Bell sleeve
- Juliet sleeve

SM101

SHIRT MAKING

- Introduction to shirt styles
- Taking shirt measurements
- Drafting a basic shirt pattern
- Constructing the bodice and sleeves
- Collar types and drafting (e.g., classic, mandarin, Peter Pan)
- Placket and button placement
- Cuff styles and construction
- Pocket styles and attachment
- Shirt assembly and finishing techniques
- Fitting and adjustments

ISM101

INTRODUCTION TO SKIRT MAKING

- Basic skirt pattern and shaped skirt pattern, transfer and sewing
- Flier skirt pattern/ slash and spread
- Bubble skirt
- A line skirt
- Bubble skirt
- Asymmetric skirt
- Tiered skirt

IDM101

INTRODUCTION TO DRESS MAKING

- Trapezoid dress
- Bodycon dress
- Bouffant dress

ITM101

INTRODUCTION TO TROUSER MAKING

- Trouser pattern basics
- Straight trousers
- Palazzo trousers

FDM101

FREEHAND DRESSMAKING

- Boubou
- Kimono
- Mini dresses

IKW101

INTRODUCTION TO KIDS WEAR

- Overview of kidswear fashion
- Age-appropriate styles and fits
- Fabric selection for children
- Basic pattern drafting for kidswear
- Common sewing techniques for kids' garments

WRITTEN EXAM

PRATICAL EXAM-FINAL PROJECT

IMPORTANT NOTE ON CERTIFICATION

- There will be no graduation ceremony for Beginner to Intermediate students.
- Completion of a final project is mandatory for all students.
- Certificates will only be issued to students who submit their projects on or before the stipulated deadline.
- Projects submitted after the deadline will not be accepted, and certificates will not be awarded.

INTERMEDIATE - ADVANCED LEVEL COURSE

This programme is ideal for those who are ready to move beyond the basics and deepen their understanding of fashion design through more advanced techniques, guided practice, and creative exploration. If you do not have a solid foundation yet, we recommend starting with the Beginner to Intermediate course first.

FEE: N850,000

DURATION: 4 MONTHS



NOTE TO PROSPECTIVE ADVANCED STUDENTS

Requirements:

- 1. An IPAD OR A TAB IS REQUIRED** for this class for the purpose of digital illustration.
- 2. You will be required to create 3 luxury designs**
A wedding dress, a traditional dress and a reception/after party dress.
- 3. Project will be assessed after submission.**

**CERTIFICATE WILL NOT BE ISSUED IF THE PROJECT IS NOT DONE AND
SUBMITTED BEFORE GRADUATION**

INTERMEDIATE TO ADVANCED COURSE SYLLABUS

SMT301

SBL MEASURING TECHNIQUES

- How to read a measuring tape
- How to take measurements the SBL way
- Understanding different body types
- SBL standard sizing techniques

RBB301

REVIEW ON BASIC BODICE

- Basic bodice review
- Sheath dress making (dress with straight dart)
- Smokey dress

SBP301

ADVANCED SLEEVES MAKING

- Get creative with sleeve designs through individual and group projects.

ACM301

ADVANCED NECKLINE DESIGN AND DART MANIPULATION

- Exploration of diverse neckline styles
- Mastering dart types and manipulation techniques
- Color blocking through strategic dart placement

SBP301

SBL BUSTIER PATTERN

- Introduction to bustiers
- Bustier construction and contouring techniques
- Boning techniques and different hemlines
- Fitting and adjustment methods
- Finishing techniques
- Creating the basque effect
- Bustier transformation
- Integrating mesh into different bustier designs
- Manipulating bustier patterns to create Victorian corsets

ACB301

ADVANCED CORSETRY

- Converting a bustier into a corset pattern
- Sheered corset
- Victorian corset
- Overbust corset
- Funnel corset

SDC301

SKIRT DESIGN AND CONSTRUCTION TECHNIQUES

- Introduction to skirt marking
- A-line skirt
- C-design skirt
- 6-piece skirt
- Mermaid skirt
- Hip padding techniques
- Godet skirt

DSG301

DRAPING AND STRUCTURAL GARMENT DESIGN

- Principles of fabric draping
- Creating structured silhouettes
- Techniques for shaping garments on the dress form
- Integrating design elements with garment structure

ATC301

ADVANCED TROUSER DESIGN AND CONSTRUCTION

- Precision drafting of trouser patterns
- Techniques for tailored and fitted trousers
- Designing and sewing straight, palazzo, and other trouser styles
- Finishing, fitting, and adjustment techniques

SDC301

SUIT DESIGN AND CONSTRUCTION

- Introduction to suit components and structure
- Jacket and blazer pattern drafting
- Trouser and skirt suit construction
- Fitting, tailoring, and adjustment techniques
- Finishing details for a polished look

BCD301

BRIDAL COUTURE DESIGN AND CONSTRUCTION

- Bridal gown pattern drafting and fitting
- Veil design and attachment techniques
- Silhouette shaping and adjustments
- Finishing techniques for couture bridal gowns

BCD301

BRIDAL COUTURE DESIGN AND CONSTRUCTION

- Bridal gown pattern drafting and fitting
- Veil design and attachment techniques
- Silhouette shaping and adjustments
- Finishing techniques for couture bridal gowns

FPS301

FABRIC PAINTING AND SURFACE DESIGN

- Introduction to fabric painting techniques
- Choosing the right paints and tools for different fabrics
- Freehand and stencil painting methods
- Creating textures, patterns, and design effects
- Finishing techniques to preserve artwork on fabric

BCD301

GARMENT EMBELLISHMENT TECHNIQUES

- Introduction to garment embellishment
- 3D decorative techniques: appliqué, beads, sequins, and fabric manipulation
- Embroidery and threadwork for dimensional effects
- Strategic placement for design impact
- Finishing techniques for durability and professional quality

AFI301


ADVANCED FASHION ILLUSTRATION

- **DIGITAL FASHION ILLUSTRATION (MUST HAVE A TAB OR AN IPAD TO ATTEND THIS CLASS)**
- **PRINCIPLES OF FASHION ILLUSTRATION**
- **SKETCHING GARMENTS AND ACCESSORIES BY HAND**
- **RENDERING FABRICS, TEXTURES, AND COLORS MANUALLY**
- **DIGITAL ILLUSTRATION FOR FASHION DESIGN (USING SOFTWARE TOOLS)**
- **TECHNICAL DRAWING FOR PATTERN DEVELOPMENT**
- **ILLUSTRATING 2D AND 3D GARMENT CONCEPTS BOTH MANUALLY AND DIGITALLY**

FB301

STRATEGIC APPROACHES TO FASHION BRANDING AND BUSINESS

WRITTEN EXAM
PRATICAL EXAM-FINAL PROJECT
GRADUATION AND AWARD CEREMONY



WEEKEND COURSE

This course is ideal for enthusiasts who may have busy weekday schedules but still want to upgrade their skills. The weekend classes also combines intermediate and advanced levels.



FEE: N650,000

DURATION: 4 MONTHS

NOTE TO PROSPECTIVE WEEKEND STUDENTS

Requirements:

- 1. You will be required to do assignments for every topic thought in class.**
- 2. At the end of the course, students will be required to create 2 outfits for the final project- A themed avant-garde costume piece and a traditional inspired outfit (repping your hometown)**
- 3. Project will be assessed after submission.**

CERTIFICATE WILL NOT BE ISSUED IF THE PROJECT IS NOT DONE AND SUBMITTED BEFORE GRADUATION

WEEKEND COURSE



SBL MEASURING TECHNIQUES

BUSTIER PATTERN DRAFTING

NECKLINE CONSTRUCTION AND TYPES

INTRODUCTION TO SKIRT PATTERN

TROUSER MAKING

DRESS MAKING AND TYPES

TYPES OF BODY ENHANCEMENT

THE ART OF DRAPING

MANUAL FASHION ILLUSTRATION

THE ART OF CORSETRY



EMBELLISHMENT TECHNIQUES

BONUS CLASS: BUSINESS
OF FASHION & CONTENT
CREATION CLASS

CERTIFICATE PRESENTATION

04

SHORT COURSES WE OFFER

SBL CORSETRY MASTERCLASS

WHAT YOU WILL LEARN:

- SBL Measurement Techniques
- SBL Corset Pattern
- Waist Cinching Methods
- Cupped Corsets (2-Way & 3-Way)
- Victorian Corset Construction
- Overbust & Double-Breasted Corsets
- Illusion Corset Techniques
- Perfect Finishing Artistry
- Perfect yoke placement
- Corset closure types

PRICE: N550,000

DURATION: 10 days

Note: This class is designed for individuals who already have experience in corset making and currently run a business in this field. It's perfect for those looking to advance their knowledge and skills in corset making. A certificate will be awarded at the end of the class.

A CERTIFICATE WILL BE AWARDED AT THE END OF THE CLASS.

SHORT COURSES WE OFFER

MASTERING THE BUSINESS OF FASHION

WHAT YOU WILL LEARN:

- How to confidently charge your worth
- Costing Mastery
- Strategic Branding & Marketing
- Essential Operational Structures to run a successful fashion brand
- Client Management
- Digital Tools you need to run a successful fashion brand
- How to collaborate effectively with the right influencers

PRICE: N1,200,000

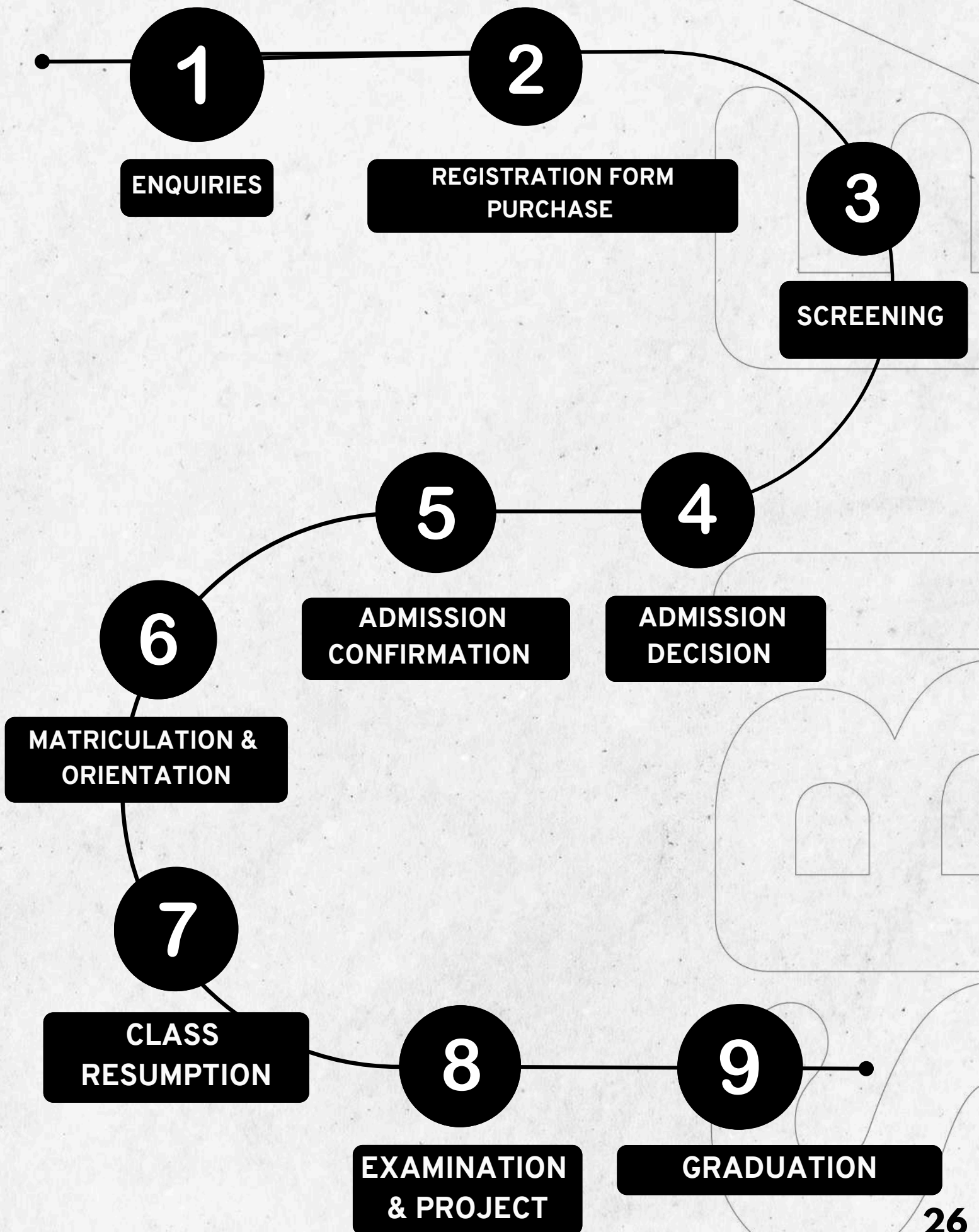
DURATION: 5 DAYS

Who Should Attend:

This course is designed for fashion entrepreneurs who are already running a business but seek greater clarity in the business aspects. If you're aiming to operate your fashion business more successfully and achieve a deeper understanding of the industry, this is for you!

A CERTIFICATE WILL BE AWARDED AT THE END OF THE CLASS.

ENROLLMENT PROCEDURE



ENROLLMENT PROCEDURE

Enquiries

Prospective SBLFA students must gather information about available programs, admission requirements, and school policies.

Registration form purchase

Interested candidates can obtain the application form either online or directly from the school. To register, visit the school and pay a registration fee of N15,000 (non-refundable), or send us a message indicating you'd like to register.

SCREENING

Applicants submit their completed application forms along with required documents and images of previous done jobs, which are then reviewed to ensure eligibility.

ADMISSION DECISION

The school evaluates applications based on qualifications, previous experiences, interview performance, and the pictures/ videos provided of previous jobs done to ensure they are qualified for the class they are registering for.

ADMISSION CONFIRMATION:

Successful candidates confirm their acceptance by paying the necessary fees to secure their spot. An acceptance letter will be sent with your matriculation number

ENROLLMENT PROCEDURE

MATRICULATION & ORIENTATION

New students attend an orientation program to familiarize themselves with school policies, resources, and expectations.

CLASS RESUMPTION:

Regular classes commence, and students begin their academic coursework.

MID SEMESTER PROJECT

Students undertake a project midway through the semester to demonstrate their understanding and application of course material.

EXAMINATION & PROJECT

As part of their studies, students undertake a written exams and a practical exam (project) to demonstrate their understanding and application of the course material, contingent on passing all other requirements.

GRADUATION AND AWARDS

The culmination of academic achievements will celebrated with graduation ceremonies, where outstanding students will also receive awards.

ELIGIBILITY PREREQUISITES

Age

Participants must be at least 16 years old.

Educational Background

A minimum of a high school diploma or equivalent is required. Prior experience in sewing or fashion design is a plus but not mandatory.

Financial Requirements

Students are required to save enough for class practicals, assignments and projects, as a lot of sewing will be done throughout the course. This includes purchasing different types of fabrics etc

Full Availability

Students must be available to attend all scheduled classes and seminars. This includes some other days and some evenings, as the course is intensive and hands-on.

Application Materials

Applicants must submit a completed application form alongside a portfolio showcasing any previous sewing or design work is highly recommended.

Sewing Machine

Students are advised to get their personal sewing machine to work with at home. This ensures they can practice and complete assignments outside of class hours.

ACADEMY SCHEDULE

WE HAVE THREE MAIN BATCHES ON A YEARLY BASIS.

BATCH A

January to May

BATCH B

May to September

BATCH C

September to January

THE EXACT DATES FOR EACH BATCH WILL BE COMMUNICATED AND ANNOUNCED PUBLICLY.

BEGINNER TO INTERMEDIATE D CLASS

MONDAYS, WEDNESDAY AND FRIDAYS
10:00am to 4:00pm

INTERMEDIATE TO ADVANCED CLASS

MONDAYS, WEDNESDAY AND FRIDAYS
10:00am to 4:00pm

WEEKEND COURSE

Duration: 4 months on weekends
9:00am- 5.30pm

FEES AND PAYMENT TERMS

REGISTRATION FEE; N15,000- COMPULSORY AND NON-DEDUCTIBLE

BEGINNER TO INTERMEDIATE

Acceptance fee **N100,000**

Tution Fee **N550,000**

Tshirt, ID card &
Starter kit **Complimentary**

Total **N650,000**

INTERMEDIATE TO ADVANCED

Acceptance fee **N100,000**

Tution Fee **N600,000**

Graduation fee **N150,000**

Tshirt, ID card &
Starter kit **Complimentary**

Total **N850,000**

PAYMENT TERMS

You are required to make full payment.
All fees must be paid in full before resumption.
It is strictly on a first come, first serve basis as we have only 15 SEATS per class (Beginners, Intermediate & Advanced).

A payment link will be provided on the website but alternatively, you can make payment using the details below:

Account Name - SBL FASHION PLACE NG
PROVIDUS BANK - 4207153439
OPTIMUS BANK - 1000168822

Kindly send payment receipt via WhatsApp once payment is made.
For further enquiries, call or send a WhatsApp message to 08130701221.

HOSTEL ACCOMMODATION (OPTIONAL)

SBLFA provides a welcoming hostel for students seeking accommodation during their training. If transportation and accommodation are your concerns, you can be rest assured!

Our hostel is available for all students to reserve on a first-come, first-served basis.

HOSTEL FEE: N350,000

CAUTION FEE: N50,000

DURATION: 4 MONTHS



What You'll Find in Your Room:

- Bunk bed with mattress and pillow
- Personal closet for your belongings
- Access to a shared gas cooker for meals
- You will have access to the academy machine for assignments

What to Bring:

- Your toiletries
- Cooking essentials (pots, plates, spoons)
- Blankets

Have questions or want to book?

Send a message to us on WhatsApp to indicate your interest.

Frequently Asked Questions

QUESTION 01

Can I schedule a visit to see the academy before enrolling?

Visits are welcome on Mondays, Wednesdays, and Fridays between 10 AM and 5 PM. Please book an appointment via WhatsApp.

QUESTION 02

Where is the academy located?

28B Adeola Street, Medina Estate, Gbagada, Lagos.

QUESTION 03

Do you accept international students?

Yes, we do! International students are responsible for their visa applications, but we are happy to assist where possible.

QUESTION 04

How long do the courses last?

We offer a full 3-month course, as well as short courses ranging from 5-10 days, depending on the specific course.

QUESTION 05

Are the hostel accommodations shared?

Yes, they are.

QUESTION 06

Who is responsible for providing fabric and materials during the course of training?

SBLFA provides a complimentary starter kit, however, students are responsible for supplying their own fabrics and accessories for assignments, class practicals, and projects.

HOW TO CONTACT US

For more enquiries or assistance, kindly reach out using any of the medium stated below:



+234 813 070 1221



Sblfashionacademy@gmail.com



@sblfashionacademy



@sblfashionacademy



28B Adeola street,
Medina Estate,
Gbagada,
Lagos, Nigeria.

